40 YEARS CELEBRATION ANNIVERSARY

San Diego Shoulder

40th Annual San Diego Course
Hotel Del Coronado
June 14 – 17, 2023
Register online: www.shoulder.com

Arthroscopy
Arthroplasty
Fractures

Program Chairmen:

James C. Esch, M.D., SDSI President and C.E.O.
Larry Field, M.D., Program Chair
Patrick J. Denard, M.D., Co-Chair



Join us at the Hotel Del Coronado
More info on page 27

Preliminary
Program

San Diego Shoulder

Providing a Platform for Excellence in Shoulder Education for 40 Years

ABOUT OUR COURSE



James C. Esch, M.D. founded the San Diego Shoulder Course in 1983. Having a passion to educate, mentor, and positively cultivate the standard of shoulder care, he continually pursued opportunities to advance shoulder educational offerings. Beginning with a small group of like-minded individuals meeting to discuss evidenced-based and best-practice modalities related to arthroscopy, the course expanded throughout the years to incorporate arthroplasty, fracture management, instability, sports medicine, and complex shoulder care. The course has continued to grow and is now recognized world-wide for quality and comprehensive education, being proclaimed as the best shoulder course in the world. As President and C.E.O., Dr. Esch continues to oversee the annual course to ensure fulfillment of our mission: to improve the competence, performance, and patient outcomes of shoulder care.

A LETTER FROM OUR CHAIRMAN



On behalf of San Diego Shoulder Institute's (SDSI) Board of Directors and Program Planning Committee, I would like to invite you to register for our 40th Annual Shoulder Course: **Arthroscopy, Arthroplasty, and Fractures**. Course dates are June 14-17, 2023 at the beautiful Hotel Del Coronado on San Diego's scenic Coronado Island. The Hotel Del Coronado has just completed an extensive renovation, blending its historical reputation with a modern influence in a one-of-a-kind beachfront setting. In addition, SDSI is planning a very special tribute to celebrate James C. Esch, M.D., SDSI President and C.E.O. on his historic 40th course anniversary! We are confident that our robust expanded program, combined with this exciting venue, will offer an educational experience that is second to none and perpetuate SDSI's reputation as the best shoulder course in the world.

I believe we have assimilated a dynamic and diverse program that is our best offering to date. Whether you are beginning your career or are an advanced practitioner, our comprehensive four-day curriculum offers educational opportunities of interest to all. Key topics and offerings include:

Key topics of interest are:

- **NEW!** A first-of-its-kind tendon transfer cadaver lab "Tendon Transfer Techniques Around the Shoulder" that will be directed by world renowned Bassem Elhassan, M.D. and staffed with tendon transfer masters from the United States and around the world! This opportunity promises a unique hands-on chance to work directly with these expert surgeons to learn cutting-edge open and arthroscopically assisted tendon transfer techniques.

- An expanded Multi-Professional Advanced Practitioner Program: This Saturday morning course is open to Orthopaedic physicians and surgeons, Physician Assistants, Physical Therapists, Allied Health Practitioners, and Primary Care Physicians. This expanded program focuses on shoulder clinical diagnosis, objective testing, patient care, and practice management using an integrated team approach.

Interactive Topical Lecture Sessions:

- Tendon Transfer
- Arthroplasty
- Avoiding Complications
- Instability
- Rotator Cuff Repair
- Fracture Management

Keynote Lectures:

- Is There a True Alternative to RTSA on the Horizon?
  Christian Gerber, M.D.
- Glenohumeral Instability Associated with Bone Loss: What We Know and Don't Know
  Hiroyuki Sugaya, M.D.
- My Innovation Odyssey: Successes, Failures, and Lessons I Can Share
  Lanny Johnson, M.D.
- New Solutions for ORIF of Proximal Humerus Fractures
  Christian Gerber, M.D.

Engaging faculty debates, case controversies, and panel discussions

Individualized instructional course breakout sessions:

- The Future is Now: Immersive Virtual Reality (VR) Technology has Arrived and Will Change Everything in Shoulder Surgery
- Revision Shoulder Arthroplasty: Challenges and Controversies
- How Do I Decide? From Augmentation to Capsular Reconstruction to Interposition and Beyond. A Rotator Cuff Case-Based Journey
- Orthopaedic Business Strategies: How to Stay Ahead of the Career Curve
- Proximal Humerus Fracture Management in 2023: Proven Techniques and Recent Innovations
- Shoulder Instability: An International Perspective

Cadaveric Focus Demonstrations:

- When and How to Do a Tendon Transfer Around the Shoulder
- Arthroscopic Latarjet and Distal Tibial Allograft

Skills Workshops and Cadaveric Laboratories

Our faculty represent the leading experts in shoulder care, with national and international expertise. No other shoulder course offers the depth and breadth of shoulder education as does ours. You won't want to miss this invaluable learning experience! I am confident you will identify specific measures you will be able to implement immediately into your practice to improve your performance and patients' outcomes. I look forward to seeing you in June. Register today!

In the spirit of exceptional learning,
Larry D. Field, M.D., Course Chair

COURSE HIGHLIGHTS

The purpose of this course is to provide strategies to equip physicians to provide the highest level of analytical, diagnostic, treatment, and rehabilitative practice modalities specific to shoulder arthroscopy, arthroplasty, fracture management, sports medicine, and complex shoulder etiologies. Bringing together expert faculty, course content focuses on known best practice, latest technological advances, and evidence-based research related to shoulder care.

Physicians and the interprofessional team will benefit directly from the following formats of educational interaction:

FEATURING:

- World acclaimed leaders in the field! Join nationally and internationally recognized faculty experts in the shoulder field!
- Dynamic faculty debates, case-based discussions and controversies, relive surgeries, evidenced-based practice, and panel discussions. **You won't want to miss the opportunity to engage directly with world class leaders in the shoulder field!**
- Keynote lectures from Christian Gerber, M.D., Hiroyuki Sugaya, M.D., and Lanny Johnson, M.D.
- Individualized break-out sessions: you choose your area of interest from the major topics facing shoulder care today.
  - Cadaveric Focus Demonstrations:
    - ✓ When and How to Do a Tendon Transfer
    - ✓ Is Arthroscopic Bone Augmentation the New Standard?
  - How Do I Decide? From Augmentation to Capsular Reconstruction to Interposition and Beyond. A Rotator Cuff Case-Based Journey
  - Orthopedic Business Strategies: How to Stay Ahead of the Career Curve
  - Proximal Humerus Fracture Management in 2023: Proven Techniques and Recent Innovations
  - Revision Shoulder Arthroplasty: Challenges and Controversies
  - Shoulder Instability: An International Perspective
  - The Future is Now: Immersive Virtual Reality (VR) Technology has Arrived and Will Change Everything in Shoulder Surgery
  - American Shoulder and Elbow Surgeons Fellow Paper Presentations

Augment your learning experience by the following educational formats:

NEW! A first-of-its-kind tendon transfer cadaver lab "**Tendon Transfer Techniques Around the Shoulder**" that will be directed by world renowned Bassem Elhassan, M.D. and staffed with tendon transfer masters from the United States and around the world! This opportunity promises a unique hands-on chance to work directly with these expert surgeons to learn cutting-edge open and arthroscopically assisted tendon transfer techniques**.**

An expanded Multi-Professional Advanced Practitioner Program: This Saturday morning course is open to Orthopaedic physicians and surgeons, Physician Assistants, Physical Therapists, Allied Health Practitioners, and Primary Care Physicians. This expanded program focuses on shoulder clinical diagnosis, objective testing, patient care, and practice management using an integrated team approach.

LECTURE SESSIONS:

- We have brought together the "best of the best" in the shoulder industry. You won't want to miss our comprehensive and dynamic lecture format

Our robust lecture content includes key topics facing the shoulder practitioner today:

- ✓ Arthroplasty
  - Glenoid Issues
  - Reverse Total Shoulder
  - Case Controversies
  - Complications
  - Emerging Technologies
- ✓ Arthroscopy
- ✓ Instability
- ✓ Rotator Cuff Repair
- ✓ Fracture Management
- ✓ Prevention and Treatment of Complications
- ✓ Sports Medicine

- Evaluate specific "how to" approaches and technical pearls
- Discover how the experts handle complex problems and prevent complications
- Integrate evidence-based approaches into optimum clinical decision-making strategies
  - ✓ Begin the lecture sessions by selecting a track of your interest to begin the session: **Attend either arthroscopy or arthroplasty laboratory opening lectures.**

Laboratories/Workshops: All laboratories and workshops provide individualized instruction in a mock surgical environment. Participants customize the hands-on learning experience based on identified learning goals. Personalized sessions provide immediate critique and recommendations for technical improvement from our expert faculty. All sessions are customized based on individual learning goals and skill level.

- **Cadaver Arthroscopy Surgical Laboratory:** This session allows participants to actively perform the arthroscopy techniques of cuff repair, instability, and biceps repair. Expert faculty will guide students in essential arthroscopic diagnostic and operative techniques. Receive pivotal recommendations and practice on a cadaveric specimen.
- **Cadaver Arthroplasty Laboratory:** This dynamic lab features world-recognized experts in total shoulder replacement/reverse total shoulder. A brief lecture covering technique essentials is followed by individualized instruction.
- **Exclusive Personalized Instructional Cadaver Laboratory:** Don't miss this educational chance of a lifetime! Receive one-on-one instruction from one of our expert faculty. You select the instructor and the procedure! Register Early! These labs fill up quickly!
- **Tendon Transfer Cadaver Lab:** This opportunity promises a unique hands-on chance to work directly with these expert surgeons to learn cutting-edge open and arthroscopically assisted tendon transfer techniques.

BREAK-OUT SESSIONS:

These customized sessions are specifically designed to allow participants to achieve individualized learning goals. Held in small-group settings, our expert faculty lead discussions and present specific information regarding high-end practice, tips and pearls to improve practice and prevent complications, and strategies to handle difficult cases. The sessions are dynamic and interactive.

- **American Shoulder and Elbow Surgeons (ASES) Fellow Paper Presentations:** Hear our prestigious group of select ASES Fellows present papers encapsulating the latest technological advances in shoulder care. A select group of shoulder experts will critique the presentations and offer clinical advice to improve care and patient outcomes.

- **Focus Demonstrations:** These sessions provide detailed explanation of technique performance followed by a specific cadaveric demonstration.

  ✓ **Is Arthroscopic Bone Augmentation the New Standard?** Join us as our experts demonstrate pearls and techniques in these complex and evolving procedures. Learn from the best and transition their techniques into your practice.

  ✓ **When and How to Do a Tendon Transfer:** Management of massive irreparable posterior-superior rotator cuff tears is extremely challenging, especially in patients who are not candidates for reverse total shoulder replacement. Watch our experts perform cadaveric demonstrations on two of the options to reconstruct a massive irreparable posterior-superior rotator cuff tear: arthroscopic assisted lower trapezius and latissimus transfers. You will learn specific tips and technical pearls to assist you in performing these challenging surgical techniques to restore patient function and relieve pain.

- **How Do I Decide? From Augmentation to Capsular Reconstruction to Interposition and Beyond. A Rotator Cuff Case-Based Journey:** Rotator cuff pathology varies widely in complexity. To maximize successful outcomes in the surgical treatment of rotator cuff tears, the shoulder surgeon must be equipped with the latest tools and techniques to manage the breadth of rotator cuff pathoanatomy. In this session, our expert panel keeps things lively with a case-based approach to tear sizes ranging from partial to massive. We highlight the indications and techniques for surgical repair, biologic augmentation, joint preservation, and prosthetic reconstruction.

- **Orthopedic Business Strategies: How to Stay Ahead of the Career Curve:** This session addresses topics impacting your practice today: Marketing Techniques to Boost Your Practice, Why and How to Transition to Outpatient Shoulder Arthroplasty, Perspectives on Health Care Consolidation and Private Equity Acquisition, Recognizing and Pursuing Opportunities that Optimize Your Value, and Practice Management Headwinds/Tailwinds and Third Party Payers.

- **Proximal Humerus Fracture Management in 2023: Proven Techniques and Recent Innovations:** Join us for an engaging breakout session addressing complex fracture issues. This session includes Proximal Humerus Fixation Techniques, Specific Strategies for Impacted Valgus Fractures, Treatment of Malunions and Nonunions, Techniques for Addressing Version, Rotation, and Displacement, and When to Resort to Arthroplasty.

- **Revision Shoulder Arthroplasty: Challenges and Controversies:** As the indications for and popularity of shoulder arthroplasty continue to expand, the necessity for revision arthroplasty is more frequently encountered. This expert panel shares tips and tricks to manage these complex surgical challenges and addresses the latest techniques and innovations to aid shoulder surgeons in managing these difficult cases.

- **Shoulder Instability: An International Perspective:** Surgically managing shoulder instability remains a highly controversial topic. Options for treating both soft tissue lesions and bone loss are entertained. Traditional open and new arthroscopic techniques will be addressed by a world renowned international panel who bring vast experience and a varied perspective to managing these often complex shoulder conditions during what promises to be an exciting and spirited debate.

- **The Future is Now: Immersive Virtual Reality (VR) Technology has Arrived and Will Change Everything in Shoulder Surgery:** Immersive virtual reality (VR) represents a new, cutting-edge technology that allows surgeons to replicate a pre-operative surgical plan very precisely. The recent application of VR to shoulder surgery has created an opportunity to enhance surgical techniques and potentially improve patient outcomes. An expert panel will describe this technology, demonstrate its practical application, and discuss its exciting potential.

Luncheon/Dinner Workshop Series: Presented by expert physicians in the field! No Charge!
Held Wednesday, Thursday and Friday, attendees will review current technological advances and surgical techniques in shoulder arthroplasty, arthroscopy, and special topics. Presented by leading designers, researchers, and experts in the field. Space is limited.

San Diego Shoulder Institute would like to extend a warm welcome to the Fellows of the American Shoulder and Elbow Surgeons who are participating in our course. Fellow paper presentations are open to our audience.

SAN DIEGO SHOULDER FACULTY:



James C. Esch, M.D.
Course Chairman
SDSI, President and C.E.O.
Oceanside, CA



Larry Field, M.D.
Program Chairman
Lecture Faculty



Patrick J. Denard, M.D.
Program Co-Chair
SDSI Board Member
Lecture Faculty

Leslie Lebitski – Chief Operating Officer

Jenny Blumenthal – Executive Assistant

SDSI BOARD OF DIRECTORS:



Gregory Alberton, M.D.
San Diego, CA



Mark Getelman, M.D.
Van Nuys, CA
Lecture Faculty



Matthew Provencher, M.D.
Vail, CO
Lecture Faculty



Jonathan B. Ticker, M.D.
Merrick, NY
Lecture Faculty



Jon "J.P." Warner, M.D.
Boston, MA
Lecture Faculty

COURSE PLANNING COMMITTEE AND LECTURE FACULTY:



Oke Anakwenze, M.D.
Durham, NC



Asheesh Bedi, M.D.
Ann Arbor, MI



Emily Cheung, M.D.
Redwood City, CA



Grant Garrigues, M.D.
Chicago, IL



Joaquin Sanchez-Sotelo, M.D.
Rochester, MN

COURSE LECTURE FACULTY:



Jeffrey S. Abrams, M.D.
Princeton, NJ



Michael Amini, M.D.
Phoenix, AZ



Shariff K. Bishai, D.O.
St. Clair Shores, MI



Julie Bishop, M.D.
Columbus, OH



Pascal Boileau, M.D.
Nice, France



Don Buford, M.D.
Dallas, TX



Stephen S. Burkhart, M.D.
San Antonio, TX



Paul Caldwell, M.D.
Richmond, VA

COURSE LECTURE FACULTY CONTINUED:


Alessandro Castagna, M.D.
Milan, Italy


Peter Chalmers, M.D.
Salt Lake City, UT


Caroline Chebli, M.D.
Sarasota, FL


William Ciccone, M.D.
Wheat Ridge, CO


Giovanni Di Giacomo, M.D.
Rome, Italy


Bassem Elhassan, M.D.
Boston, MA


Rachel Frank, M.D.
Aurora, CO


Michael Freehill, M.D.
Palo Alto, CA


Christian Gerber, M.D.
Zurich, Switzerland


Danny Goel, M.D.
Vancouver, Canada


Justin Griffin, M.D.
Virginia Beach, VA


Andrew Hartman, M.D.
Encinitas, CA


Robert Hartzler, M.D.
San Antonio, TX


Armodios Hatzidakis, M.D.
Denver, CO


Heinz R. Hoenecke Jr., M.D.
San Diego, CA


Jason Hsu, M.D.
Seattle, WA


Lanny Johnson, M.D.
Frankfurt, MI


Jean Kany, M.D.
France


Sumant "Butch" Krishnan, M.D.
Dallas, TX


Marc Labbe, M.D.
Houston, TX


Mauricio Largacha, M.D.
Bogota, Columbia


Evan Lederman, M.D.
Phoenix, AZ


Chris Lee, M.D.
Los Angeles, CA


Julia Lee, M.D.
Fresno, CA


Albert Lin, M.D.
Pittsburgh, PA


Ian Lo, M.D.
Calgary, Canada


Louis McIntyre, M.D.
Sleepy Hollow, NY


Mark Mighell, M.D.
Temple Terrace, FL


Anthony Miniaci, M.D.
Garfield Heights, OH


Anand Murthi, M.D.
Baltimore, MD


Surena Namdari, M.D.
Philadelphia, PA


Ronald Navarro, M.D.
Harbor City, CA

COURSE LECTURE FACULTY CONTINUED:


Michael O'Brien, M.D.
New Orleans, LA


Bradford Parsons, M.D.
New York, NY


Eric Ricchetti, M.D.
Cleveland, OH


Anthony A. Romeo, M.D.
Chicago, IL


Howard Routman, D.O.
Palm Beach Gardens, FL


Richard K.N. Ryu, M.D.
Santa Barbara, CA


Felix "Buddy" Savoie, M.D.
New Orleans, LA


Stephen Snyder, M.D.
Encino, CA


John W. Sperling, M.D.
Rochester, MN


Patrick St. Pierre, M.D.
Rancho Mirage, CA


Hiroyuki Sugaya, M.D.
Chiba, Japan


Jennifer Tangtiphaiboontana, M.D.
San Francisco, CA


Chuck Thigpen, PhD
Greenville, SC


Thomas "Quin" Throckmorton, M.D.
Germantown, TN


John M. Tokish, M.D.
Phoenix, AZ


Scott W. Trenhaile, M.D.
Rockford, IL


Philippe Valenti, M.D.
Paris, France


Eric R. Wagner, M.D.
Atlanta, GA


Brian Waterman, M.D.
Salem, NC


Brian Werner, M.D.
Charlottesville, VA


Jean-David Werthel, M.D.
Paris, France


Micheal Wiater, M.D.
Beverly Hills, MI


Ivan Wong, M.D.
Nova Scotia, Canada

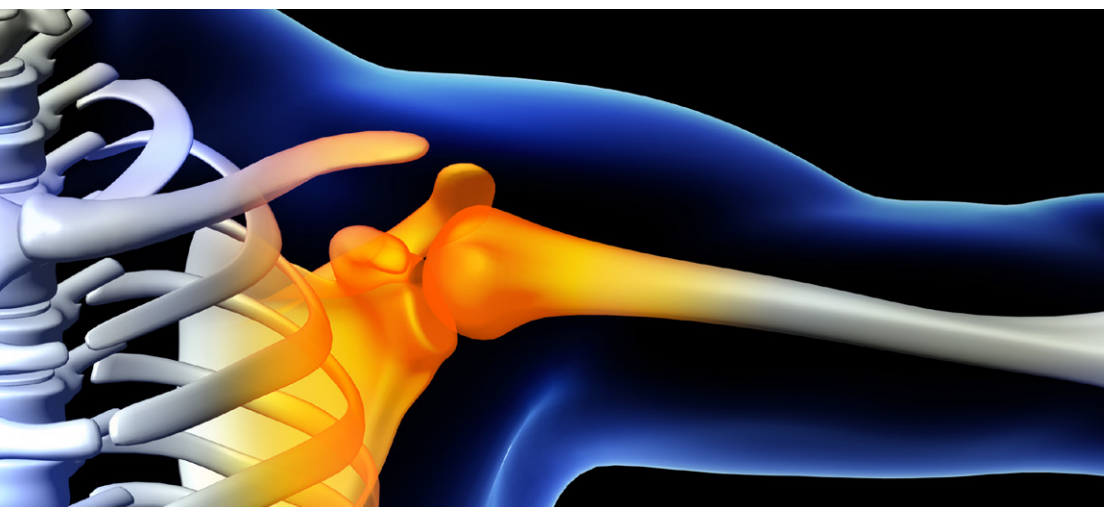

OTHER FACULTY INCLUDE:

Darius Moezi, M.D.
Flagstaff, AZ

William Stetson, M.D.
Burbank, CA

INTERPROFESSIONAL PROGRAM PRESENTERS:

Noah Keegan, PA-C

Tim Thompson, PA-C





REGISTRATION REQUIREMENTS AND FEES, 2023

Register online at: www.shoulder.com
or contact the SDSI office at 951-695-6800 to process your course registration.

REGISTRATION FOR LECTURES: Choose One

(Includes select break-out sessions, meals and refreshments provided to course registrants)

Physicians
by December 31, 2022 ..... $1300
by March 31, 2023. ..... $1400
April – June, 2023. ..... $1500

Resident/Fellow (Letter from Chief of Service Required):
by December 31, 2022 ..... $450
by March 31, 2023. ..... $550
April – June, 2023. ..... $650

Allied Health
by December 31, 2022 ..... $450
by March 31, 2023. ..... $550
April – June, 2023. ..... $650

Wednesday Tendon Transfer Techniques Around the Shoulder $1925
7:30 – 11:30 a.m.
NEW! A first-of-its-kind tendon transfer cadaver lab "Tendon Transfer Techniques Around the Shoulder" that will be directed by world renowned Bassem Elhassan, M.D. and staffed with tendon transfer masters from the United States and around the world!

Wednesday Cadaver Arthroplasty Laboratory $700
8:55 – 10:55 a.m.
___Arthrex ___Catalyst ___DePuy Synthes Joint ___Enovis ___Exactech ___Lima
___Smith + Nephew ___Stryker ___Zimmer Biomet

Wednesday Exclusive Personalized Instructional Cadaver Laboratory (EPIC) $1000
Lab: 9:00 – 11:30 a.m.
Anika Therapeutics: Anthony Miniaci, M.D.
Arthrex: Anthony Romeo, M.D., John Tokish, M.D.
DePuy Synthes: Anand Murthi, M.D.
Enovis: Grant Garrigues, M.D., Mauricio Largacha, M.D., Surena Namdari, M.D.
Exactech: Howard Routman, D.O.
Stryker: Sumant "Butch" Krishnan, M.D.
Zimmer Biomet: Christian Gerber, M.D.

Friday Arthroscopy (Cuff Repair, Instability, Biceps Repair) Cadaver Laboratory $700
7:30 – 11:00 a.m.
___Arthrex ___ConMed ___DePuy Synthes Mitek ___Smith + Nephew

Friday AM Exclusive Personalized Instructional Cadaver Laboratory (EPIC) $1000
Lab: 7:30 – 10:00 a.m.

Arthrex: Giovanni Di Giacomo, M.D., Justin Griffin, M.D.
Catalyst: Caroline Chebli, M.D.
ConMed: Jeffrey Abrams, M.D.
DePuy Synthes: Shariff K. Bishai, D.O., Mark Getelman, M.D.
Enovis: Jason Hsu, M.D., Eric Ricchetti, M.D.
Exactech: Oke Anakwenze, M.D.
Lima: Alessandro Castagna, M.D.
Smith + Nephew: Scott Trenhaile, M.D., Ivan Wong, M.D.
Stryker: Pascal Boileau, M.D., Joaquin Sanchez-Sotelo, M.D.
Zimmer Biomet: Christian Gerber, M.D.

Friday PM Exclusive Personalized Instructional Cadaver Laboratory (EPIC) $1000
Lab: 2:00 – 4:30 p.m.

Arthrex: Asheesh Bedi, M.D., Matthew Provencher, M.D.
ConMed: Danny Goel, M.D.
DePuy Synthes: Marc Labbe, M.D., Richard K.N. Ryu, M.D.
Enovis: Surena Namdari, M.D., Bassem Elhassan, M.D.
Exactech: Howard Routman, D.O., Thomas "Quin" Throckmorton, M.D.
Smith + Nephew: Larry Field, M.D., Jean Kany, M.D., Ian Lo, M.D.
Stryker: Robert Hartzler, M.D., Jon "J.P." Warner, M.D.
Zimmer Biomet: John Sperling, M.D., Jennifer Tangtiphaiboontana, M.D.

Friday A.M. Break-Out Sessions:

The Future is Now: Immersive Virtual Reality (VR) Technology has Arrived ..... N/C
7:30 – 9:30 a.m.
When and How to Do a Tendon Transfer: Cadaveric Focus Demonstration $125
7:30 – 9:30 a.m.
Orthopedic Business Strategies: How to Stay Ahead of the Career Curve ..... N/C
10:00 – 11:30 a.m.
How Do I Decide? A Rotator Cuff Case-Based Journey ..... N/C
10:00 – 11:30 a.m.
Revision Shoulder Arthroplasty: Challenges and Controversies ..... N/C
10:00 – 11:30 a.m.

Friday P.M. Break-Out Sessions:

2:00 – 4:30 p.m.
Cadaveric Focus Demonstration: Is Arthroscopic Bone Augmentation the New Standard? .. $125
Proximal Humerus Fracture Management in 2023 ..... N/C
Shoulder Instability: An International Perspective ..... N/C
2:00 – 5:30 p.m.
ASES Fellow Paper Presentation ..... N/C
2023 Endured Course for Course Registrants $350

Don't miss the opportunity to have key information from this valuable course! Order your San Diego Shoulder Institute 2023 Endured Course: Arthroscopy, Arthroplasty and Fractures in electronic format.

Available September, 2023.

CME ACCREDITATION

This activity has been planned and implemented in accordance with the Accreditation Council for Continuing Medical Education (ACCME) and the American Medical Association (AMA) standards. San Diego Shoulder Institute is accredited with commendation by the ACCME to provide continuing medical education for physicians. San Diego Shoulder Institute takes responsibility for the content, quality, and scientific integrity of this CME activity.

San Diego Shoulder Institute designates this endured educational activity for a maximum of 32 AMA PRA Category 1 Credits™. Physicians should claim only the credit commensurate with the extent of their participation in the activity.
Date of Release: 9/01/23
Expiration Date: 9/01/24

LEARNING OBJECTIVES

Upon completion of this CME activity, participants will be able to:

- Identify strategies to improve practice and outcomes of shoulder arthroplasty, arthroscopy, reverse total shoulder prosthesis, instability, rotator cuff repair, and shoulder fractures.
- Identify opportunities to implement evidenced-based techniques into current practice.
- Identify options for the treatment of complex shoulder disorders.
- Identify strategies for improved surgical techniques and use of appropriate technology in the treatment of shoulder disorders.
- Identify approaches to improve assessment and management of shoulder disorders in the clinical and rehabilitative setting.
- Identify approaches to enhance the clinical diagnosis of shoulder disorders.
- Identify strategies to implement into the practice setting for immediate practice improvement and long-term patient outcome progression.

(Featuring: All course lectures, select break-out sessions, and all cadaveric focus demonstrations)

TO ORDER YOUR 2023 ENDURED COURSE

- Live Course registrants can purchase for a discounted rate of: $350
- Non-course registrants go to **www.shoulder.com** and click on the Endured Course Link: $650

For additional information, please contact the San Diego Shoulder Office at 951-695-6800 or sdsi_info@shoulder.com

MEETING AT A GLANCE June 14 – 17, 2023

LABS: Pages 11 – 13 and 19 **LECTURES:** Pages 11 – 18 and 22
BREAK-OUT SESSIONS/WORKSHOPS: Pages 20 - 21 **INTERPROFESSIONAL PROGRAM:** Page 22

	Wednesday, June 14	Thursday, June 15	Friday, June 16	Saturday, June 17
REGISTRATION	6:30 a.m. – 5:30 p.m.	6:30 a.m. – 5:30 p.m.	6:45 a.m. – 5:30 p.m.	7:00 a.m. – 12:30 p.m.
LECTURES **Ballroom** Interprofessional Program **Crystal/Continental**	12:00 – 5:30 p.m.	7:30 – 11:45 a.m. 1:00 – 5:15 p.m.		8:00 – 10:40 a.m. 11:00 a.m. – 12:30 p.m. 8:00 a.m. – 12:00 p.m.
LABS	**Track I: Tendon Transfer Techniques Around The Shoulder** **Founders Ballroom** 7:30 – 11:30 a.m. **Track II: Arthroscopic and Open Surgical Essentials** **Ballroom** 7:30 – 10:55 a.m. **Track III: Shoulder Arthroplasty Introductory Lectures** **Founders Hall - Story** 7:30 – 8:50 a.m. **CADAVER/EPIC LABS:** **Labs:Founders Ballroom** 8:55 – 10:55 a.m.		**ARTHROSCOPY** 7:30 – 11:00 a.m. **Founders Ballroom** **EPIC LAB: (Arthroscopy or Arthroplasty)** 7:30 – 10:00 a.m. **Founders Ballroom** **EPIC LAB: (Arthroscopy or Arthroplasty)** 2:00 – 4:30 p.m. **Founders Ballroom**	
EXHIBITS **Crown/ Coronet Exhibit Hall**	7:00 – 7:30 a.m. 11:00 a.m. – 12:00 p.m. 2:25 – 2:50 p.m. 5:30 – 7:30 p.m.	6:30 – 7:30 a.m. 10:35 – 11:00 a.m. 2:05 – 2:25 p.m.	6:45 – 7:30 a.m. 9:30 – 10:00 a.m.	
LUNCHEONS	11:00 – 11:50 a.m.	11:45 a.m. – 1:00 p.m.	12:00 – 1:30 p.m.	
BREAK-OUT SESSIONS/ WORKSHOPS			**7:30 – 9:30 a.m.** The Future is Now: Immersive Virtual Reality (VR) Technology has Arrived and Will Change Everything in Shoulder Surgery **Crystal/Continental** When and How to Do a Tendon Transfer: Cadaver Demo **Ballroom** **10:00 – 11:30 a.m.** How Do I Decide? From Augmentation to Capsular Reconstruction to Interposition and Beyond. A Rotator Cuff Case-Based Journey **Hanover** Orthopedic Business Strategies: How to Stay Ahead of the Career Curve **Ballroom** Revision Shoulder Arthroplasty: Challenges and Controversies **Crystal/Continental** **2:00 – 4:30 p.m.** **Sessions:** Shoulder Instability: An International Perspective **Garden Room** Is Arthroscopic Bone Augmentation the New Standard? **Ballroom** Proximal Humerus Fracture Management in 2023: Proven Techniques and Recent Innovations **Hanover** **2:00 – 5:45 p.m.** ASES Fellow Paper Presentations **Crystal/Continental**	
FOOD & BEVERAGE Crown/ Coronet Exhibit Hall	7:00 – 7:30 a.m. 11:00 a.m. – 12:00 p.m. 2:25 – 2:50 p.m. 5:30 – 7:30 p.m. **(Chairmen's Reception and Industry Workshop)**	6:30 – 7:30 a.m. **Company Sponsored Breakfast Workshop** 10:35 – 11:00 a.m. 2:05 – 2:25 p.m. 5:15 – 7:15 p.m. **Company Sponsored Dinner Workshop**	6:45 – 7:30 a.m. 9:30 – 10:00 a.m.	7:00 – 8:00 a.m. 10:40 – 11:00 a.m.

WEDNESDAY June 14, 2023

Registration Opens Tuesday, June 13, 2023: 3:00 – 6:00 p.m. – **Garden Area**

6:30 a.m. – 5:30 p.m. **Course Registration**

7:00 – 7:30 a.m. **Visit Exhibits – Continental Breakfast**

TRACK I: Tendon Transfer Techniques Around the Shoulder (Founders Ballroom)
7:30 – 11:30 a.m. **Director:** Bassem Elhassan, M.D.

7:30 **SALTT: Scope Assisted Lower Trapezius Transfer-Technique Overview**
Bassem Elhassan, M.D.

7:40 **Cadaveric Demonstration**
Felix "Buddy" Savoie, M.D., Joaquin Sanchez-Sotelo, M.D.

8:10 **Practice Session by Attendees**

8:50 **Latissimus Transfer for Anterior Superior Rotator Cuff Tears**
Philippe Valenti, M.D.

9:00 **Cadaveric Demonstration**
Philippe Valenti, M.D., Jean Kany, M.D.

9:30 **Practice Session by Attendees**

10:20 **Triple Tendon Transfer Overview**
Bassem Elhassan, M.D.

10:30 **Cadaveric Demonstration of Triple Tendon Transfer for Trapezius Paralysis**
Bassem Elhassan, M.D., Jean-David Werthel, M.D., Eric Wagner, M.D.

10:50 **Practice Session by Attendees**

11:30 **Adjourn**
Practice Session Faculty:
Shariff Bishai, D.O., Pascal Boileau, M.D., Robert Hartzler, M.D., Jean Kany, M.D., Michael O'Brien, M.D., Felix "Buddy" Savoie, M.D., Joaguin Sanchez-Sotelo M.D., Philippe Valenti, M.D., Eric Wagner. M.D., Jon "J.P." Warner, M.D., Jean-David Werthel, M.D., Ivan Wong, M.D.

TRACK II: ARTHROSCOPIC AND OPEN SURGICAL ESSENTIALS (Ballroom)
7:30 – 10:55 a.m. **Directors:** Jonathan Ticker, M.D. and Ian Lo, M.D.

7:30 **Welcome**
Jonathan Ticker, M.D.

SHOULDER INSTABILITY

7:35 **Maximizing Operating Room Set Up: What Experience has Taught Me**
Scott Trenhaile, M.D.

7:45 **Anterior Stabilization: Achieving a Successful Bankart Repair Using These Tips**
Jeffrey Abrams, M.D.

7:55 **Posterior Stabilization Made Easy: My Technique**
Julie Bishop, M.D.

8:05 **Glenohumeral Bone Loss: What's Critical and How to Measure It**
Albert Lin, M.D.

8:15 **Remplissage is Here to Stay: Indications and Tips to Make it Simple**
Patrick Denard, M.D.

8:25 **Open Latarjet: All My Tricks and How to Avoid Complications**
Giovanni Di Giacomo, M.D.

8:35 **Arthroscopic Latarjet Reality Check: My Journey and Lessons Learned**
William Ciccone, M.D.

ROTATOR CUFF AND BICEPS

8:45 **Current Indications for Acromioplasty and Distal Clavicle Excision**
Ian Lo, M.D.

8:55 **Biceps Tenodesis: Indications and My Arthroscopic Technique**
Mauricio Largacha, M.D.

9:05 **Partial and Complete Subscapularis Tears: Tips to Recognize and Repair**
Jonathan Ticker, M.D.

9:15 **Recognizing Rotator Cuff Tear Patterns and Why it Matters**
Paul Caldwell, M.D.

Case: 52-Year-Old Plumber Sustains an Acute, Slightly Retracted 2 Tendon Posterosuperior Cuff Tear

9:25 **Pro: Single Row Repair is All That is Needed and My Step-By-Step Technique**
Mark Getelman, M.D.

9:35 **Pro: Double Row Repair is Stronger and More Likely to Heal: How I Do it in 2023**
Brian Waterman, M.D.

9:45 **Augmentation of Rotator Cuff Repairs: When Do I Pull the Trigger?**
Michael Freehill, M.D.

9:55 **Audience Questions and Answers**
Jonathan Ticker, M.D.

Shoulder Model Focus Demonstrations — **Moderator:** Ian Lo, M.D.

10:05 **Labral Repair: Knotless Anchor Technique**
Andrew Hartman, M.D.

10:15 **Rotator Cuff Repair: Single Row Technique**
Mark Getelman, M.D.

10:25 **Rotator Cuff Repair: Double Row Technique**
Brian Waterman, M.D.

10:35 **Rotator Cuff: Collagen Patch Augmentation Technique**
Louis McIntyre, M.D.

10:45 **Discussion and Audience Questions**
Jonathan Ticker, M.D. and Ian Lo, M.D.

10:55 **Adjourn**

11:00 – 11:50 a.m. **Industry Sponsored Lunch Sessions**

Shoulder Arthroplasty Cadaver Laboratory
Exclusive Personalized Instructional Cadaver (EPIC) Laboratories
(Founders Hall - Story: Lectures 7:30 – 8:50 a.m.
Founders Ballroom: Lab 8:55 – 10:55 a.m.**)**

TRACK III: SHOULDER ARTHROPLASTY INTRODUCTORY LECTURES (Founders Hall - Story)
7:30 – 8:50 a.m.

Shoulder Arthroplasty Basics — **Moderator:** Ronald Navarro, M.D.

7:30 **Pre-Operative Considerations– Pain Management and Outpatient Optimization**
Jennifer Tangtiphaiboontana, M.D.

7:40 **Pre-Operative Planning**
Brian Werner, M.D.

7:50 **Patient Setup and Maximizing Glenoid Exposure**
Eric Ricchetti, M.D.

8:00 **Surgical Technique (Video Only): Subscapularis Tenotomy & Repair**
Howard Routman, D.O.

8:05 **Surgical Technique (Video Only): Subscapularis Peel & Repair**
Caroline Chebli, M.D.

8:10 **Surgical Technique (Video Only): LTO & Repair**
Justin Griffin, M.D.

8:15 **Surgical Technique (Video Only): Subscapularis Sparing**
Mark Mighell, M.D.

8:20 **Anatomic TSA: Evidence for Optimizing Humeral and Glenoid Implant Position**
Christian Gerber, M.D.

8:30 **Primary RSA: Evidence for Optimizing Implant Position and Stability**
Evan Lederman, M.D.

8:40 – 8:50 **Audience Q&A and Lab Orientation**

Cadaver Laboratory: Individualized instruction in Arthroplasty/Reverse Arthroplasty (Session includes Exclusive Personalized Instruction Cadaver (EPIC) Laboratory opportunities)

Labs: 8:55 – 10:55 a.m. Founders Ballroom
Lab Director: William Stetson, M.D., **Co-Director:** Darius Moezzi, M.D.

Anika Therapeutics:
EPIC: Anthony Miniaci, M.D.
Arthrex:
EPIC: Anthony Romeo, M.D., John Tokish, M.D.
LAB: Asheesh Bedi, M.D., Patrick Denard, M.D., Justin Griffin, M.D., Evan Lederman, M.D., Brian Werner, M.D.
Catalyst: LAB: Caroline Chebli, M.D.
DePuy Synthes:
EPIC: Anand Murthi, M.D.
LAB: Peter Chalmers, M.D., Mark Labbe, M.D., Christopher Lee, M.D., Michael Wiater, M.D.
Enovis: EPIC: Grant Garrigues M.D., Mauricio Largacha, M.D., Surena Namdari, M.D.
LAB: Jason Hsu, M.D., Eric Ricchetti, M.D.
Exactech:
EPIC: Howard Routman, D.O.
LAB: Oke Anakwenze, M.D., Ronald Navarro, M.D., Thomas "Quin" Throckmorton, M.D.
Lima: LAB: Alessandro Castagna, M.D.
Smith + Nephew:
LAB: Armodios Hazidakis, M.D.
Stryker:
EPIC: Sumant "Butch" Krishnan, M.D.
LAB: Emily Cheung, M.D., Giovanni Di Giacomo, M.D., Mark Mighell, M.D.
Zimmer Biomet:
EPIC: Christian Gerber, M.D.
LAB: John Sperling, M.D., Jennifer Tangtiphaiboontana, M.D.

10:55 a.m. Lab ends

11:00 a.m. – 12:00 p.m. **Exhibits Open**

11:00 – 11:50 a.m. **Industry Sponsored Lunch Sessions**

12:00 **Welcome - 40th Anniversary of SDSI Course**
James C. Esch, M.D., Larry Field, M.D.

12:02 **Arthroplasty Part 1: Primary OA Without Deformity**
Moderator: Grant Garrigues, M.D.

5 Minute Presentations with 2 Minute Moderator Follow-Up Questions for Speaker

12:03 **Stem Length: Stemless is Best for Restoring the COR and Ease of Conversion**
Anthony Romeo, M.D.

12:10 **Stem Length: Short Convertible is the Happy Medium**
Joaquin Sanchez-Sotelo, M.D.

12:17 **Stem Length: If You Need a Stem Don't Stop at Short**
Armodios Hatzidakis, M.D.

12:24 **All-Poly Only Glenoid: Will We Still Use This in 10 Years?**
Eric Ricchetti, M.D.

12:31 **Central Fixation Is the Key: Use a Hybrid**
John Sperling, M.D.

12:38 **Stop Talking About the Glenoid and Just Put in an RSA**
Patrick St. Pierre, M.D.

12:45 **Case Presentations: Anatomic Arthroplasty** **Moderator:** Grant Garrigues, M.D.
PANEL: Hatzidakis, Ricchetti, Romeo, Sanchez-Sotelo, Sperling, St. Pierre

1:00 **Arthroplasty Part 2: The B2 Glenoid** **Moderator:** Anthony Romeo, M.D.

5 Minute Presentations with 2 Minute Moderator Follow-Up Questions for Speaker

1:01 **B2 Glenoid: Etiology and How to Define It**
Asheesh Bedi, M.D.

Case: 20-Degree Glenoid Deformity in a 60-Year-Old Scheduled for Shoulder Replacement

1:09 **I Would "Play It Where It Lies" With an Inlay**
Anthony Miniaci, M.D.

1:16 **Corrective Reaming: Tips and Limits**
Oke Anakwenze, M.D.

1:23 **Augmented All-Poly Glenoid: Correction with Bone Preservation**
Grant Garrigues, M.D.

1:30 **You Should Use a Convertible Glenoid**
Alessandro Castanga, M.D.

1:37 **RSA is the Answer**
Bradford Parsons, M.D.

1:44 **Case Presentations: B2 Deformity from Mild to Severe**
Moderator: Anthony Romeo, M.D.
PANEL: Anakwenze, Bedi, Castanga, Garrigues, Miniaci, Parsons

2:05 **Keynote Lecture #1: Is There a True Alternative to RTSA on the Horizon?**
Christian Gerber, M.D.

2:25 – 2:50 p.m. **Visit Exhibits – Refreshments**

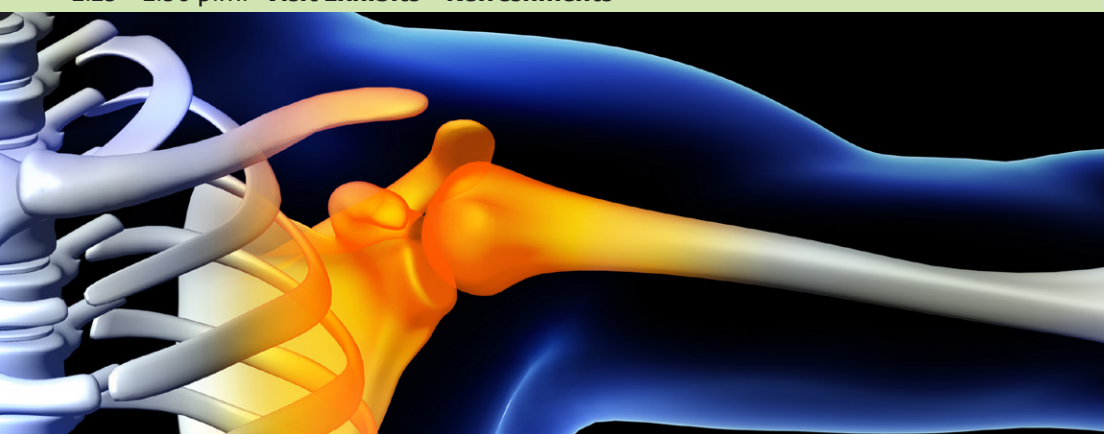

2:50 **Arthroplasty Part 3: Case Controversies** **Moderator:** Bradford Parsons, M.D.

2:51 **External Rotation Lag in RSA: Just Lateralize the Glenoid**
Surena Namdari, M.D.

2:56 **External Rotation Lag in RSA: How is This Going to Work Without the Teres?**
Philippe Valenti, M.D.

3:01 **Audience Poll and Questions** **Moderator:** Bradford Parsons, M.D.

3:06 **RSA Design: Maximize Lateralization via the Glenoid**
Evan Lederman, M.D.

3:11 **RSA Design: Why I Like to Split the Difference**
Howard Routman, D.O.

3:16 **Audience Poll and Questions** **Moderator:** Bradford Parsons, M.D.

3:21 **Subscapularis Repair After RSA: It Doesn't Matter**
John Tokish, M.D.

3:26 **Subscapularis Repair After RSA: The Evidence is There if You Look Closely**
Emilie Cheung, M.D.

3:31 **Audience Poll and Questions** **Moderator:** Bradford Parsons, M.D.

3:36 **Arthroplasty Part 4: Emerging Technology** **Moderator:** Jon "J.P." Warner, M.D.
Case Panel: Denard, Gerber, Throckmorton, Wiater

5 Minute Presentations with 2 Minute Moderator Follow-Up Questions for Speaker

3:37 **All-Poly Inset Glenoid: What is Zone-Conforming?**
Michael Wiater, M.D.

3:46 **Intraoperative Guidance: How it Doesn't Slow Me Down**
Thomas "Quin" Throckmorton, M.D.

3:55 **Stemless RSA: The Future or Folly?**
Christian Gerber, M.D.

4:04 **VR/MR: Useful or Are We Just Being Gamers?**
Jon "J.P." Warner, M.D.

4:13 **It's Not Just the Surgery - We Need to Control Rehab Better with Technology**
Patrick Denard, M.D.

4:22 **Arthroplasty Part 5: Avoiding and Managing Complications**
Moderator: Joaquin Sanchez-Sotelo, M.D.

5 Minute Presentations with 2 Minute Moderator Follow-Up Questions for Speaker

4:23 **Painful TSA/RSA: Workup and Non-Infectious Management**
Christian Gerber, M.D.

4:30 **Prevention of Infection: The Evidence**
Robert Hartzler, M.D.

4:37 **Management of Infection: Single-Stage vs. 2- Stage When and Why**
Sumant "Butch" Krishnan, M.D.

4:44 **Management of Instability in RSA**
Pascal Boileau, M.D.

4:51 **Acromial and Scapular Spine Fracture: How to Avoid & Management**
Surena Namdari, M.D.

4:58 **Case Presentations: Bone Loss and Other Complex Problems**
Moderator: Joaquin Sanchez-Sotelo, M.D.
PANEL: Boileau, Gerber, Hartzler, Krishnan, Namdari

Chairmen's Reception and Technological Demonstrations
Join us for a casual style reception while browsing our exhibit hall to see active demonstrations by our expert faculty on the most recent and advanced technology available in the shoulder world today. *Special regional appetizers and cocktails served.*
5:30 – 7:30 p.m. Crown/Coronet Exhibit Hall
Open session: *Pre-Registration is not required*

THURSDAY June 15, 2023

6:30 a.m. – 5:30 p.m. **Registration**
6:30 – 7:30 a.m. **Visit Exhibits – Light Breakfast**

7:30 **Instability Part 1: Anterior Instability in the Young Athlete**
Moderator: Brian Waterman, M.D.

7:31 **First Time Dislocators: Who Should Have Surgery?**
Ian Lo, M.D.
7:37 **Arthroscopic Bankart Repair: Technique Tips to Maximize Outcomes**
Paul Caldwell, M.D.
7:43 **Acute Bony Bankart Fractures: When and How I Fix Arthroscopically**
Jeffrey Abrams, M.D.
7:49 **Case Presentations: First Time Dislocations** **Moderator:** Brian Waterman, M.D.
Panel: Abrams, Caldwell, Lo

8:07 **Instability Part 2: Complex Instability** **Moderator:** Anthony Romeo, M.D.

8:08 **How to Determine On-Track/Off-Track and Why It Matters**
Giovanni Di Giacomo, M.D.
Case: 17-Year-Old Female School Basketball Player with 3 Anterior Dislocations, 12% Glenoid Bone Loss, and Small On-Track Hill-Sachs Lesion
8:14 **Pro: Open Latarjet Provides Excellent Outcomes: Don't Mess with Success**
Michael Amini, M.D.
8:20 **Pro: Arthroscopic Bankart Plus Remplissage Works as Well as Latarjet and Without the Complications**
Larry Field, M.D.
8:26 **Grey Zone Instability Cases: How I Decide on Technique**
Felix "Buddy" Savoie, M.D.
8:32 **Open Latarjet: My Technique and Tips for Minimizing Complications**
Peter Chalmers, M.D.
8:38 **Failed Latarjet: What I Do to Salvage and Why**
Matthew Provencher, M.D.
Case: 21-Year-Old Male Recreational Athlete with 7 Anterior Dislocations, 21% Glenoid Bone Loss, and Medium Off-Track Hill-Sachs Lesion
8:44 **Pro: Arthroscopic Latarjet is My Preferred Technique and Why the Sling Effect Is Important**
Pascal Boileau, M.D.
8:50 **Pro: Arthroscopic Bone Block is the Best Option and the Sling Doesn't Matter Anyway**
Ivan Wong, M.D.
8:56 **Case Presentations: Complex Anterior Instability**
Moderator: Anthony Romeo, M.D.
Panel: Boileau, Chalmers, Di Giacomo, Provencher, Savoie, Sugaya, Wong
9:25 **Keynote Lecture #2**
Glenohumeral Instability Associated with Bone Loss: What We Know and Don't Know
Hiroyuki Sugaya, M.D.

9:45 **Instability Part 3: Posterior Instability and MDI**
Moderator: John Tokish, M.D.

9:46 **Arthroscopic Stabilization for Posterior Instability: Tips and Tricks for Success**
Michael Freehill, M.D.
9:52 **Failed Arthroscopic Posterior Stabilization: What Now?**
Scott Trenhaile, M.D.
9:58 **New Concepts for Posterior Shoulder Instability**
Christian Gerber, M.D.
10:04 **Multidirectional Instability: How to Diagnose, When to Operate, and My Technique**
Richard K.N. Ryu, M.D.
10:10 **Case Presentations: Posterior Instability and MDI**
Moderator: John Tokish, M.D.
Panel: Freehill, Gerber, Ryu, Trenhaile

10:35 – 11:00 a.m. **Visit Exhibits – Refreshments**

11:00 **Rotator Cuff Part 1: Partial and Full Thickness Tears**
Moderator: Asheesh Bedi, M.D.

11:01 **Partial Tears: In-Situ, Complete and Repair, or Patch. How to Decide?**
Jeffrey Abrams, M.D.

Case: 54-Year-Old Healthy Active Accountant with Chronic 2cm Retracted but Repairable Posterosuperior Tear Who Failed Non-Operative Management

11:07 **Pro: Single Row Repair is a No-Brainer for this Patient**
Michael O'Brien, M.D.

11:13 **Pro: Here's Why Double Row Repair is the Best Choice**
Surena Namdari, M.D.

11:19 **Pro: Fix the Cuff Either Way but Add Biologics: Here's the Proof**
Don Buford, M.D.

11:25 **Case Presentations: Small-Medium Rotator Cuff Tears**
Moderator: Asheesh Bedi, M.D.
Panel: Abrams, Buford, Namdari, O'Brien

11:45 a.m. – 1:00 p.m. **Company Sponsored Luncheon Workshops. Excellent faculty. Lunch provided. Limited Registration! Sign up now!**

1:00 **Rotator Cuff Part 2: Subscapularis Tears and Biceps**
Moderator: Robert Hartzler, M.D.

1:01 **Partial Subscapularis Tears are Common: Keys to Identify and How to Repair**
Patrick Denard, M.D.

1:07 **Anterosuperior Tears: My Repair Sequence and Tips That Make It Easier**
Grant Garrigues, M.D.

1:13 **When and How to Perform a Tendon Transfer for Subscapularis Tears**
Eric Wagner, M.D.

Case: 48-Year-Old Muscular Plumber with Severe Biceps Tendinitis Fails Non-Operative Management and Needs Tenodesis

1:19 **Pro: Why Open Subpectoral Tenodesis is the Best Choice and How I Do It**
Anthony Romeo, M.D.

1:25 **Pro: Suprapectoral Tenodesis Avoids Incision and Works Equally Well: My Technique**
Oke Anakwenze, M.D.

1:31 **My Career Treating Subscapularis and Biceps Pathology: Lessons Learned**
Alessandro Castagna, M.D.

1:37 **Case Presentations: Subscapularis and Biceps Cases**
Moderator: Robert Hartzler, M.D.
Panel: Anakwenze, Castagna, Denard, Garrigues, Romeo, Wagner

2:05 – 2:25 p.m. **Visit Exhibits – Refreshments**

2:25 **Keynote #3 Introduction**
James C. Esch, M.D.

2:26 **Keynote Lecture #3**
My Innovation Odyssey: Successes, Failures, and Lessons I Can Share
Lanny Johnson, M.D.

2:46 **40th Anniversary Tribute to James C. Esch, M.D.**
Stephen Burkhart, M.D. and Stephen Snyder, M.D.

2:51 **Where Are We Going?**
James C. Esch, M.D.

2:56 **Rotator Cuff Part 3: Massive Rotator Cuff Tears**
Moderator: Felix "Buddy" Savoie, M.D.

Case: 61-Year-Old Pickleball Player with Chronic, Massive Retracted Posterosuperior Tear and Intact Biceps has Painful, Near Normal Active Motion and Failed Non-Operative Treatment

2:57 **Complete Repair of This Massive Tear is Straightforward and Predictable**
Asheesh Bedi, M.D.

3:03 **Perform a Complete Repair but Add a Bovine Patch**
Louis McIntyre, M.D.

3:09 **Repair What You Can and Augment Using the Transposed Biceps**
Larry Field, M.D.

3:15 **Repair and Supplement Using the Biceps Smash Technique**
John Tokish, M.D.

3:21 **Allograft Interposition is the Answer Here: Tips to Make It Easier**
Mark Getelman, M.D.

3:27 **SCR is the Best Choice for This Patient and My Technique in 2023**
Robert Hartzler, M.D.

3:33 **Forget the Dermal Graft: Hamstring SCR Is Easier and Cheaper**
Scott Trenhaile, M.D.

3:39 **Lower Trapezius Transfer is My Preferred Approach: How I Do This Now**
Bassem Elhassan, M.D.

3:45 **Subacromial Balloon Will Work Great: Current Indications and How to Perform**
Brian Waterman, M.D.

3:51 **Is RSA the Best Option for This Patient? How I Decide**
Pascal Boileau, M.D.

3:57 **Massive Rotator Cuff Case Presentations** **Moderator:** Felix "Buddy" Savoie, M.D.
Panel: Bedi, Boileau, Elhassan, Getelman, Hartzler, Tokish, Waterman

4:32 **Rotator Cuff Part 4: Rotator Cuff Complications and the Failed Cuff**
Moderator: Joaquin Sanchez-Sotelo, M.D.

4:33 **How I Manage the Painful, Stiff Post-Operative Rotator Cuff Repair**
Julie Bishop, M.D.

4:39 **What Happens if the SCR or Bridging Graft Doesn't Heal?**
Ian Lo, M.D.

4:45 **Infection After Rotator Cuff Repair: How I Manage and Can I Ever Re-repair?**
Robert Hartzler, M.D.

4:51 **Case Presentations for Failed Cuffs** **Moderator:** Joaquin Sanchez-Sotelo, M.D.
Panel: Bishop, Hartzler, Lo

5:15 – 7:15 p.m. **Company Sponsored Dinner Workshops. Limited Registration!**

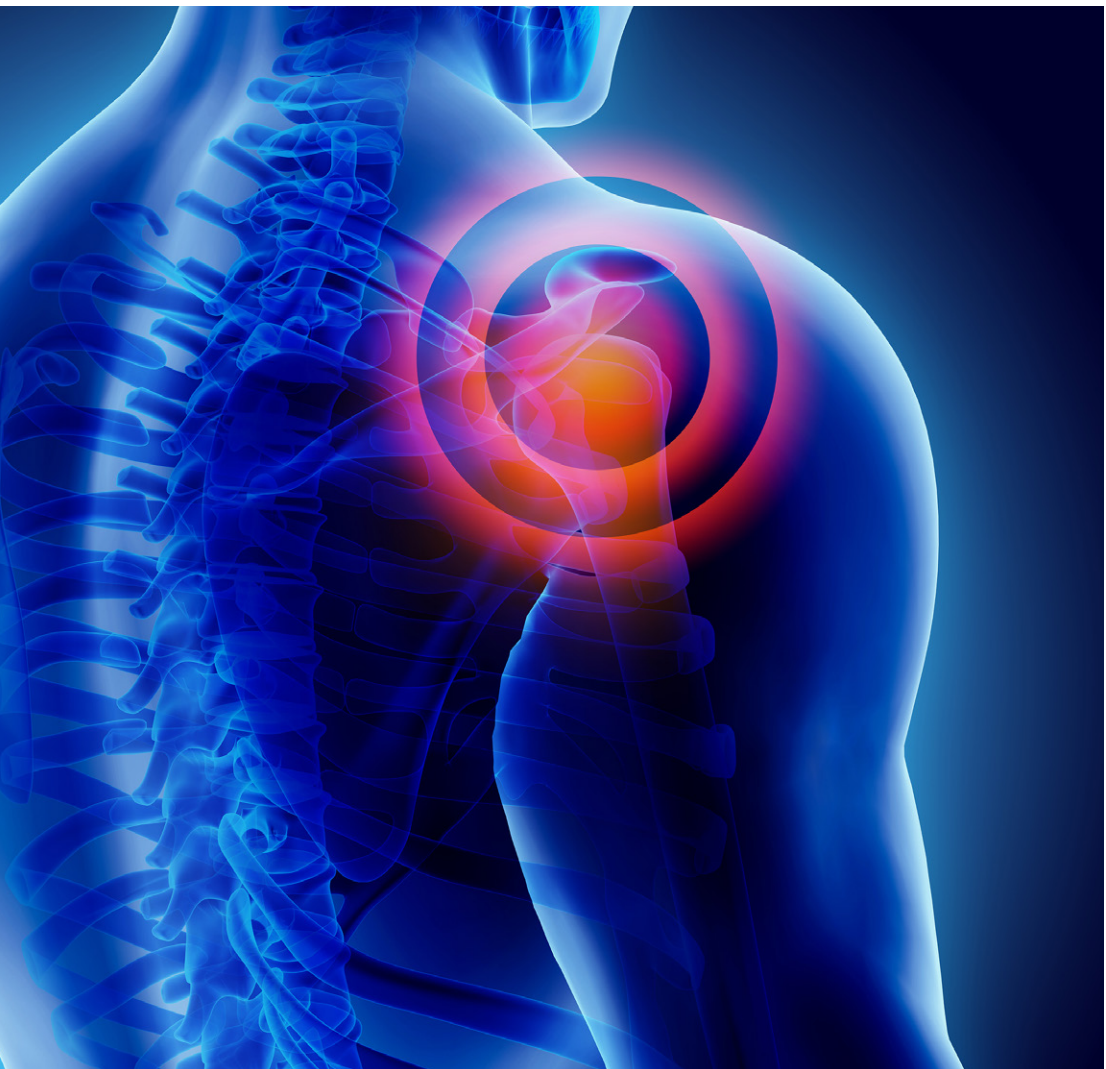

FRIDAY June 16, 2023

6:45 a.m. – 5:30 p.m. **Registration**
6:45 – 7:30 a.m. **Continental Breakfast**

Cadaveric Labs: Arthroscopy (Cuff Repair, Instability, Biceps Repair)
7:30 – 11:00 a.m. **Founders Ballroom**

EPIC LAB: Arthroscopy or Arthroplasty (Registrant Choice per Availability)
7:30 – 10:00 a.m. **Founders Ballroom**

Director: William Stetson, M.D.
Co-Director: Darius Moezzi, M.D.

Arthrex
EPIC: Justin Griffin, M.D., Giovanni Di Giacomo, M.D.
LAB: Julie Bishop, M.D., Anthony Romeo, M.D., Brian Werner, M.D.
Catalyst
EPIC: Caroline Chebli, M.D.
ConMed
EPIC: Jeffrey Abrams, M.D.
LAB: Don Buford, M.D., Christopher Lee, M.D.
DePuy Synthes
EPIC: Shariff K. Bishai, D.O., Mark Getelman, M.D.
LAB: Peter Chalmers, M.D., Marc Labbe, M.D.
Enovis
EPIC: Jason Hsu, M.D., Eric Ricchetti, M.D.
Exactech
EPIC: Oke Anakwenze, M.D.
Lima:
EPIC: Alessandro Castagna, M.D.
Smith + Nephew
EPIC: Scott Trenhaile, M.D., Ivan Wong, M.D.
LAB: Greg Alberton, M.D., Ian Lo, M.D., Jonathan B. Ticker, M.D.
Stryker
EPIC: Pascal Boileau, M.D., Joaquin Sanchez-Sotelo, M.D.
Zimmer Biomet
EPIC: Christian Gerber, M.D.

EPIC LAB: Arthroscopy or Arthroplasty (Registrant Choice per Availability)
2:00 – 4:30 p.m. **Founders Ballroom**
Director: William Stetson, M.D., **Co-Director:** Darius Moezzi, M.D.

Arthrex
EPIC: Asheesh Bedi, M.D., Matthew Provencher, M.D.
ConMed
EPIC: Danny Goel, M.D.
DePuy Synthes
EPIC: Marc Labbe, M.D., Richard K.N. Ryu, M.D.
Enovis
EPIC: Bassem Elhassan, M.D., Surena Namdari, M.D.
Exactech
EPIC: Howard Routman, D.O., Thomas "Quin" Throckmorton, M.D.
Smith & Nephew
EPIC: Larry Field, M.D., Ian Lo, M.D., Jean Kany, M.D.
Stryker
EPIC: Robert Hartzler, M.D., Jon "J.P." Warner, M.D.
Zimmer Biomet
EPIC: John Sperling, M.D., Jennifer Tangtiphaiboontana, M.D.



SPECIAL MORNING DYNAMIC BREAKOUT SESSIONS:
These customized sessions are specifically designed to allow participants to achieve individualized learning goals. Held in small-group settings, our expert faculty lead discussions and present specific information regarding a variety of shoulder conditions, tips and pearls to improve practice and prevent complications, and strategies to handle difficult cases. The sessions are dynamic and interactive.

7:30 – 9:30 a.m.
The Future is Now: Immersive Virtual Reality (VR) Technology has Arrived and Will Change Everything in Shoulder Surgery
Director: Jon "J.P." Warner, M.D.
Faculty: Danny Goel, M.D., Joaquin Sanchez-Sotelo, M.D., Eric Wagner, M.D.

7:30 – 9:30 a.m.
Step-By-Step Cadaveric Focus Demonstration: When and How to Do a Tendon Transfer
Director: Bassem Elhassan, M.D.
Faculty: Philippe Valenti, M.D., Jean Kany, M.D.

9:30 – 10:00 a.m. **Visit Exhibits (Final chance to visit our Vendors) – Refreshments**

10:00 – 11:30 a.m.
Revision Shoulder Arthroplasty: Challenges and Controversies
Director: John Sperling, M.D.
Faculty: Patrick Denard, M.D., Howard Routman, D.O., Jean-David Werthel, M.D.

10:00 – 11:30 a.m.
How Do I Decide? From Augmentation to Capsular Reconstruction to Interposition and Beyond. A Rotator Cuff Case-Based Journey
Director: Grant Garrigues, M.D.
Faculty: Asheesh Bedi, M.D., Brian Waterman, M.D., Michael O'Brien, M.D., Richard K.N. Ryu, M.D.

10:00 – 11:30 a.m.
Orthopedic Business Strategies: How to Stay Ahead of the Career Curve
Director: Louis McIntyre, M.D.
Faculty: Rachel Frank, M.D., Evan Lederman, M.D., Larry Field, M.D., Jon "J.P." Warner, M.D.

- **Marketing Techniques to Boost Your Practice**
  Rachel Frank, M.D.
- **Why and How to Transition to Outpatient Shoulder Arthroplasty**
  Evan Lederman, M.D.
- **Perspectives on Health Care Consolidation and Private Equity Acquisition**
  Larry Field, M.D.
- **Recognizing and Pursuing Opportunities that Optimize Your Value**
  Jon "J.P." Warner, M.D.
- **Practice Management Headwinds/Tailwinds and Third Party Payers**
  Louis McIntyre, M.D.

12:00 – 1:30 p.m.
Company Sponsored Luncheon Workshops. Excellent faculty. Lunch provided. Limited Registration! Sign up now!

OR 12:00 – 2:00 p.m.
(in lieu of attending workshop session): Lunch on your own.



Special Afternoon Dynamic Break-Out Sessions:

These customized sessions are specifically designed to allow participants to achieve individualized learning goals. Held in small-group settings, our expert faculty led discussions and present specific information regarding a variety of shoulder conditions, tips and pearls to improve practice and prevent complications, and strategies to handle difficult cases. The sessions are dynamic and interactive.

2:00 – 4:30 p.m.

Is Arthroscopic Bone Augmentation the New Standard? Cadaveric Focus Demonstrations Featuring Arthroscopic Latarjet and Distal Tibial Allograft **Moderator:** William Ciccone, M.D.

Arthroscopic Latarjet In 2023: Why I Use a Guided Technique with Cortical Buttons
Pascal Boileau, M.D.

Arthroscopic Distal Tibial Allograft Augmentation: Indications and Step-By-Step Technique
Ivan Wong, M.D.

2:00 – 4:30 p.m.

Proximal Humerus Fracture Management in 2023: Proven Techniques and Recent Innovations
Director: Sumant "Butch" Krishnan, M.D.
Faculty: Armodios Hatzidakis, M.D., Shariff Bishai, D.O., Anand Murthi, M.D.

Proximal Humerus Fixation Techniques
Specific Strategies for Impacted Valgus Fractures
Treatment of Malunions and Nonunions
Techniques for Addressing Version, Rotation, and Displacement
When to Resort to Arthroplasty

2:00 – 4:30 p.m.

Shoulder Instability: An International Perspective **Director:** John Tokish, M.D.
Faculty: Hiroyuki Sugaya, M.D., Mauricio Largacha, M.D., Giovanni Di Giacomo, M.D., Alessandro Castagna, M.D.

2:00 – 5:45 p.m.

American Shoulder and Elbow Surgeons Fellow Paper Presentations
Moderators: Michael Amini, M.D., Justin Griffin, M.D.



SATURDAY June 17, 2023

7:00 a.m. – 12:30 p.m. **Registration**
7:00 – 8:00 a.m. **Continental Breakfast**

8:00 **Proximal Humerus Fractures** **Moderator:** Sumant "Butch" Krishnan, M.D.

8:01 **Case Presentation: 3 or 4-Part Fracture**
Sumant "Butch" Krishnan, M.D.
8:04 **ORIF with Plate/Screws and When to Add a Fibular Strut**
Mark Mighell, M.D.
8:10 **Nail is the Best Option: Faster and Less Invasive**
Peter Chalmers, M.D.
8:16 **Just Do a Primary RSA**
Patrick St. Pierre, M.D.
8:22 **How I Manage Failed Proximal Humerus Fixation**
Anand Murthi, M.D.
8:28 **Keynote Lecture #4**
New Solutions for ORIF of Proximal Humerus Fractures
Christian Gerber, M.D.
8:48 **Case Outcome and Case Presentations**
Moderator: Sumant "Butch" Krishnan, M.D.
Panel: Chalmers, Gerber, Mighell, Murthi, St. Pierre

9:09 **AC Separations and Clavicle Fractures** **Moderator:** Armodios Hatzidakis, M.D.

9:10 **Acute and Chronic AC Separations: Which Ones to Repair and How I Do It**
Heinz Hoenecke, M.D.
9:16 **What I Do (and Don't Do) to Avoid AC Joint Reconstruction Complications**
Jennifer Tangtiphaiboontana, M.D.
9:22 **Which Midshaft Clavicle Fractures Do I Need to Fix and How**
Oke Anakwenze, M.D.
9:28 **Lateral Clavicle Fractures: Classification, Which to Stabilize, and My Preferred Technique**
Michael Amini, M.D.
9:34 **Case Presentations: AC Joint Injuries and Clavicle Fractures**
Moderator: Armodios Hatzidakis, M.D.
Panel: Amini, Anakwenze, Hoenecke, Tangtiphaiboontana
9:56 **My Very Challenging (and Instructive) Proximal Humerus or Clavicle Fracture Case and What I Learned** **Moderator:** Shariff Bishai, D.O.
9:57 Anand Murthi, M.D.
10:02 Jennifer Tangtiphaiboontana, M.D.
10:07 Sumant "Butch" Krishnan, M.D.
10:12 Armodios Hatzidakis, M.D.
10:17 **Discussion and Audience Votes for Most Instructive Case**

10:40 – 11:00 a.m. **Break – Refreshments**

11:00 **The Throwing Athlete** **Moderator:** Michael Freehill, M.D.

11:01 **How a Physical Therapist Evaluates the Symptomatic Throwing Shoulder**
Chuck Thigpen, PhD
11:07 **Evaluation of the Disabled Throwing Shoulder: The Surgeon's Perspective**
Grant Garrigues, M.D.
11:13 **SLAP Tears in Throwers: When and How I Repair**
William Stetson, M.D.
11:19 **Biceps Tenodesis for SLAP Tears: Indications and Latest Evidence**
Oke Anakwenze, M.D.
11:25 **Pectoralis Minor Tightness: How to Recognize and Treat**
Eric Wagner, M.D.
11:31 **Partial and Complete Pectoralis Major Ruptures: Who Needs Surgery and How I Repair**
Matthew Provencher, M.D.
11:37 **Scapulothoracic Bursectomy: When to Perform and My Straightforward Technique**
Peter Chalmers, M.D.
11:43 **Case Presentations and Audience Questions** **Moderator:** Michael Freehill, M.D.
Panel: Anakwenze, Chalmers, Garrigues, Provencher, Stetson, Thigpen, Wagner

12:30 **Closing Remarks**
James C. Esch, M.D. and Larry Field, M.D.

Multi-Professional Advanced Practitioner Program

This program provides essentials for multi-professional management of shoulder patients. Registration is open to Orthopaedic physicians and surgeons, sports medicine physicians, Physician Assistants, Allied Health professions, and Primary Care Physicians.

(Crystal/Continental) **Director:** Surena Namdari, M.D.

8:00 **Welcome**
Surena Namdari, M.D.

Patient Evaluation **Moderator:** Surena Namdari, M.D.

8:03 **Normal Shoulder Anatomy: Open and Arthroscopic**
Christopher Lee, M.D.

8:12 **Physical Exam of the Shoulder: Essentials Elements and My Tricks to Maximize Usefulness**
Julia Lee, M.D.

8:21 **Evaluating Shoulder X-Rays and MRIs: Tips to Differentiate Normal from Abnormal**
Jason Hsu, M.D.

8:30 **Shoulder Ultrasound: How to Perform and What I Can See**
Don Buford, M.D.

8:39 **Rapid Fire Case Presentations: How to Make the Correct Diagnosis for Cuff, Instability, and Arthritic Conditions** **Moderator:** Don Buford, M.D.
Panel: Hsu, Lee, Lee

Patient Care **Moderator:** Surena Namdari, M.D.

8:59 **Shoulder Injections: Indications and Technique**
Marc Labbe, M.D.

9:08 **Rehabilitation Principles and Techniques**
Chuck Thigpen, PhD

9:17 **Adhesive Capsulitis: My Tips to Recognize and How I Treat**
Emilie Cheung, M.D.

9:26 **Glenohumeral Joint Arthritis: What Can I Do to Help These Patients Delay/Avoid Surgery?**
Justin Griffin, M.D.

9:35 **Case Presentations: Non-Operative Management of Shoulder Conditions**
Panel: Griffin, Labbe, Thigpen **Moderator:** Emilie Cheung, M.D.

Clinical Decision Making **Moderator:** Surena Namdari, M.D.

9:55 **Which Shoulder Problems Should I Immediately Refer to an Orthopaedic Surgeon?**
Paul Caldwell, M.D.

10:06 **Rotator Cuff Tears: When to Rehabilitate and When to Operate**
Brian Werner, M.D.

10:15 **Shoulder Diagnoses to Never Miss in the Clinic**
Julie Bishop, M.D.

10:24 **Case Presentations: Avoiding Mistakes in Non-Operative Evaluation and Treatment** **Moderator:** Julie Bishop, M.D.
Panel: Caldwell, Werner

10:40 – 11:00 a.m. **Break – Refreshments**

Practice Management **Moderator:** Surena Namdari, M.D.

11:00 **Shoulder Coding Basics and Tips to Maximize Reimbursement in 2023**
Surena Namdari, M.D.

11:09 **How to Use Social Media to Benefit your Practice**
Rachel Frank, M.D.

11:18 **Tips to Maximize Clinic and Operating Room Efficiency**
Noah Keegan, PA-C

11:27 **The Business of Orthobiologics in Your Clinical Practice**
Louis McIntyre, M.D.

11:36 **What I Learned from Career Transitions and How We Can Benefit**
Tim Thompson, PA-C

11:45 **Discussion and Audience Questions** **Moderator:** Surena Namdari, M.D.
Panel: Frank, Keegan, McIntyre, Thompson

12:00 **Adjourn**

2023 COURSE OBJECTIVES

Lecture Objectives:

Upon completion of this CME activity, participants will be able to:

- Identify strategies to improve practice and outcomes of shoulder arthroplasty, arthroscopy, reverse total shoulder prosthesis, instability, rotator cuff repair, shoulder fractures, and sports medicine.
- Identify opportunities to implement evidenced-based techniques into current practice.
- Identify options for the treatment of complex shoulder disorders.
- Identify strategies for improved surgical techniques and use of appropriate technology in the treatment of shoulder disorders.
- Identify approaches to improve assessment and management of shoulder disorders in the clinical and rehabilitative setting.
- Identify approaches to enhance the clinical diagnosis of shoulder disorders.
- Identify strategies to implement into the practice setting for immediate practice improvement and long-term patient outcome progression.

Laboratory/Workshop Objectives:

Upon completion of this CME activity, participants will be able to:

- Discuss specific steps to perform a complete procedure as covered in the session.
- State specific strategies that will be implemented in the practice setting as a result of session participation to improve practice and/or patient outcomes.

TUITION

The physician registration fee of $1,500 is inclusive of course lectures, select break-out sessions and meals and refreshments provided by the course. All other sessions require pre-registration and fees as detailed on the registration form. **Refer to registration page for Early Registration discounts and other than physician registration amounts.**

REFUND

Refunds will be subject to a non-refundable $100 processing fee. Requests for refunds must be received in writing at the San Diego Shoulder Institute office.
No refunds will be issued after March 31, 2023.

2023 CME ACCEDITATION

This activity has been planned and implemented in accordance with the Accreditation Council for Continuing Medical Education (ACCME) and the American Medical Association (AMA) standards. San Diego Shoulder Institute is accredited with commendation by the ACCME to provide continuing medical education for physicians. San Diego Shoulder Institute takes responsibility for the content, quality, and scientific integrity of this CME activity.

San Diego Shoulder Institute designates this live educational activity for a maximum of 32 *AMA PRA Category 1 Credits™*. Physicians should claim only the credit commensurate with the extent of their participation in the activity.

CME CREDITS FOR THIS COURSE ARE CALCULATED AS FOLLOWS

Lectures: 19 *AMA PRA Category 1 Credits™*
Arthroscopic and Open Surgical Essentials Lectures: 3.5 *AMA PRA Category 1 Credits™*
Cadaver Arthroscopic Surgical Lab: 3.5 *AMA PRA Category 1 Credits™*
Tendon Transfer Techniques Around the Shoulder: 4 *AMA PRA Category 1 Credits™*
Shoulder Arthroplasty Cadaver Lab:
Lecture: 1.5 *AMA PRA Category 1 Credits™*
Lab: 2.5 *AMA PRA Category 1 Credits™*
Exclusive Personalized Instructional Cadaver Laboratory:
2.5 *AMA PRA Category 1 Credits™* per session
Interprofessional Program: 4 *AMA PRA Category 1 Credits™*

ACCME
ACCREDITED WITH COMMENDATION

Special Break-Out Sessions:

2 AMA PRA Category 1 Credits™ per session

- Focus Demonstration: When and How to Do Tendon Transfer
- Focus Demonstration: Is Arthroscopic Bone Augmentation the New Standard?
- Proximal Humerus Fracture Management in 2023: Proven Techniques and Recent Innovations
- Shoulder Instability: An International Perspective.

4 AMA PRA Category 1 Credit™

- American Shoulder and Elbow Surgeons Fellow Paper Presentations

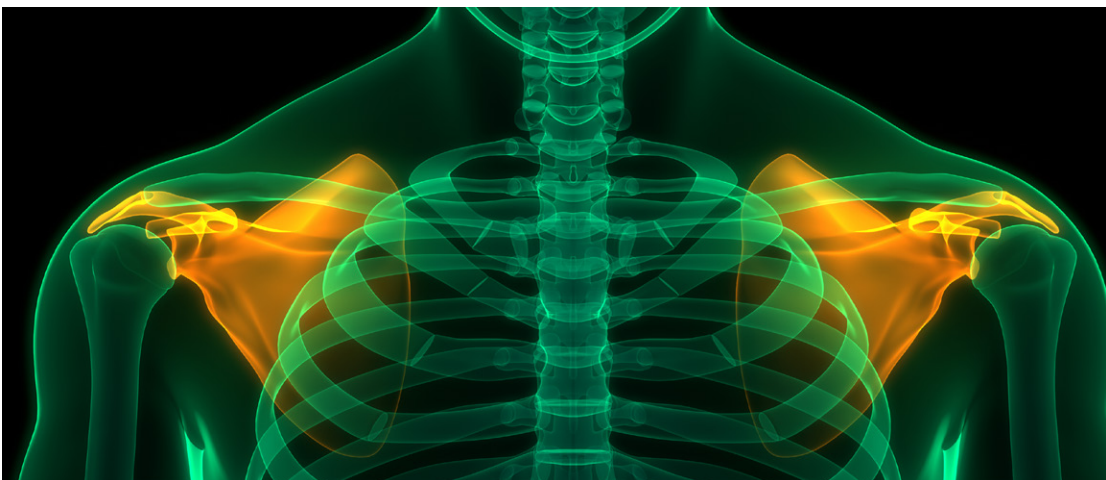

San Diego Shoulder Institute is an approved International Society of Arthroscopy, Knee Surgery, and Orthopaedic Sports Medicine (ISAKOS) Teaching Center. Please notify our registration staff if you are interested in completing an ISAKOS evaluation form or obtaining ISAKOS certification for this course.

San Diego Shoulder Institute is an approved Sociedad Latinoamericana de Artroscopia, Rodilla y Deporte (SLARD) teaching course. SLARD, as a Continental Society, has as its main objective to represent all National Societies before International Societies, being the natural link between them.

COMMERCIAL SUPPORT

San Diego Shoulder Institute (SDSI) is committed to presenting CME activities that promote improvements or quality in healthcare and are independent of the control of commercial interests. Commercial support is defined as financial, or in-kind, contributions given by a commercial interest and used to pay all or part of the costs of a CME activity. The source of all support from commercial interests is disclosed in a handout included in course materials. SDSI makes all decisions regarding use and disbursement of commercial support in compliance with the Accreditation Council for Continuing Medical Education's (ACCME) Standards for Commercial Support, the American Medical Association's (AMA) ethical opinion on gifts to physcians, AdvaMed and PharMa standards, and other regulatory standards.

FACULTY DISCLOSURE OF RELEVANT FINANCIAL RELATIONSHIPS

Many faculty members have financial relationships with ineligible companies. An ineligible company is defined as: those companies whose primary business is producing, marketing, selling, re-selling, or distributing healthcare products used by or on patients. To ensure that these relationships do not influence our accredited educational activity, SDSI requires all faculty members to disclose all relevant financial relationships with any ineligible company(ies) within the past 24 months. Disclosure includes documentation of the name of the ineligible company, and the nature of the relationship. SDSI subsequently identifies relevant financial relationships, and mitigates such relationships prior to the individual assuming their role. All conflicts of interest potentially impacting educational content have been resolved prior to this course.
Disclosure of identified financial relationships is disclosed to all learners prior to engaging in this activity.

ACCOMMODATIONS FOR INDIVIDUALS WITH DISABILITIES

San Diego Shoulder Institute complies with the Americans with Disabilities Act. Should you need any special assistance, please contact a member of our staff at (951) 695-6800 or sdsi_info@shoulder.com. Every reasonable effort will be made to accommodate your needs.



For additional information contact San Diego Shoulder Institute
Office: (951) 695-6800 / Fax: (951) 695-6801 • email: sdsi_info@shoulder.com
Register online at www.shoulder.com

HOTEL RESERVATIONS

1500 Orange Ave. Coronado, California 92118
800.468.3533



HOTEL DEL
CORONADO
EST. 1888

Rooms can be reserved at the Hotel Del Coronado online at **www.shoulder.com**, by visiting **https://book.passkey.com/go/SDSI2023** or at the phone number above. Use group code **SDSI** when making your reservations. A block of rooms has been reserved for June 12 – 17, 2023. The special room rate of $325 per night for a single/double room will be available until May 15, 2023. Rooms available at the group rate are subject to availability.









"The Del is more than a resort, it's a state of mind. From watersports adventures to soothing spa days, The Del will reconnect with the simple luxury of sun, sea and time together. Majestically set on the edge of the Pacific Ocean, The Del offers panoramic views that inspire big ideas and destination experiences. From renting a beach cruiser and cycling through historic Coronado Island, learning how to surf, or simply just soaking up some sun while listening to good music, there is an unlimited amount of fun to be had. Another unique feature of The Del is a brand new state of the art Fitness Center and fitness class schedule. Led by a team of professional fitness instructors experience everything from our beach side yoga and spin classes, robust boot camps, and the famous mermaid fit there is something for everyone's fitness level."

OTHER HIGHLIGHTS OF THE HOTEL INCLUDE:

- A living legend for more than 130 years, The Del celebrates its rich history as the proud host to celebrities, royalty, U.S. Presidents, and beach-loving guests for generations. Built in 1888 by Elisha Babcock, Jr., and Hampton L. Story and designated a National Historic Landmark in 1977, this historic beach resort is a San Diego icon.

- Since the early 1900s, movie stars and moviemakers have been frequenting Hotel del Coronado, a sought-after set for filmmakers as well as a popular SoCal vacation getaway for celebrities. One of the most popular early films that used The Del as its backdrop was "The Pearl of Paradise", starring Margarita Fischer.

- Filmed at Hotel del Coronado in 1958, "Some Like It Hot" showcased the talents of Marilyn Monroe, Tony Curtis and Jack Lemmon while also highlighting the hotel's assets – a spectacular sun-drenched silhouette of Victorian architecture, the perfect backdrop for the film's 1929 setting. Named the #1 comedy of all time by the American Film Institute, the movie has an honored place in film and Del history.

DIRECTIONS TO THE HOTEL

From San Diego International Airport:
Head east on N Harbor Dr toward McCain Rd
Use the left 3 lanes to turn left onto W Grape St
Use the right 2 lanes to take the ramp onto Interstate 5 South

Driving South on Interstate 5:
Take exit 14A for CA-75 toward Coronado
Continue on Bridge over San Diego Bay
Turn Left on Orange Ave
Drive through town until you see Hotel Del Hotel Entrance, on your right.
1500 Orange Ave, Coronado, CA 92118

40 YEARS CELEBRATION ANNIVERSARY

San Diego Shoulder

P.O. Box 890850
Temecula, CA 92589 – 0850